

### OVERVIEW

The WDB400 Dual Boiler Controllers and WDC400 Dual Condensate Monitors represent the latest technological and innovative advancements from Walchem. All of the standard features you'd expect in conventional boiler controllers/condensate monitors are included, plus optional simple-to-use information management tools that enable water treatment professionals to deliver more effective service to their customers.

The WDB/WDC400 controllers have the ability to store conductivity and temperature values, water usage, relay status, and user settings. A USB memory stick is all that's needed to extract the information. Download logs from the USB stick to a PC at your convenience, or copy your preferred treatment program settings to another controller to speed start-up. It couldn't be easier!



### SUMMARY OF KEY BENEFITS



#### Ensures Optimal Performance and Maximum Efficiency

Precise control of conductivity and chemical feed inhibits corrosion, solids precipitation and scale build-up. Unique time proportional blowdown feature saves energy by reducing water consumption.



#### More Informative Monthly Reports

Download stored data from the controller to a USB flash stick. Use the data to easily develop reports that show actual water usage, system conductivity, temperature, and more.



#### Efficient Customer Service

Quickly identify system upsets by knowing exactly what happened and when. An event log can be downloaded to tell you precisely when pumps turned on, valves opened and when the boiler was offline.



#### Validation and Verification Made Easy

Use stored data from the controller to simply and easily validate water treatment results. The data and event logs show water usage, system conductivity, and temperature, as well as accumulated chemical feed and blowdown times.



#### Save Time

Copy the user settings from your controller to a USB flash stick and upload to a new controller. Programming your new controller this way can be accomplished in seconds. It's that simple!

## WDB/WDC Series | Dual Boiler Conductivity Controller / Boiler Condensate Monitor

### » Choice of measurement units

- To customize your control or complement your calibration procedures, conductivity may be displayed as  $\mu\text{S}$  or PPM; temperature as  $^{\circ}\text{F}$  or  $^{\circ}\text{C}$ .

### » Four chemical feed options

- Feed & blowdown simultaneously, with or without feed lockout timer
- Feed after blowdown has finished, as a percentage of blowdown time
- Feed as a percentage of time elapsed
- Feed as a percentage of make-up water

### » Detects flashing during timed samples

- Rechecks the conductivity after the sample valve closes and reopens if the reading is now above set point.

### » Self-diagnostics

- Software, electronics and sensor are constantly monitored, without having to take the controllers off-line.

### » Choices of blowdown modes for timed samples

- In intermittent sampling, the blowdown valve is open until the set point conductivity is reached.
- In intermittent with timed blowdown, the blowdown valve opens for a set programmable time.
- In intermittent with time proportional blowdown, the blowdown valve opens for a variable time that is calculated based on the conductivity of the sample versus the set point.

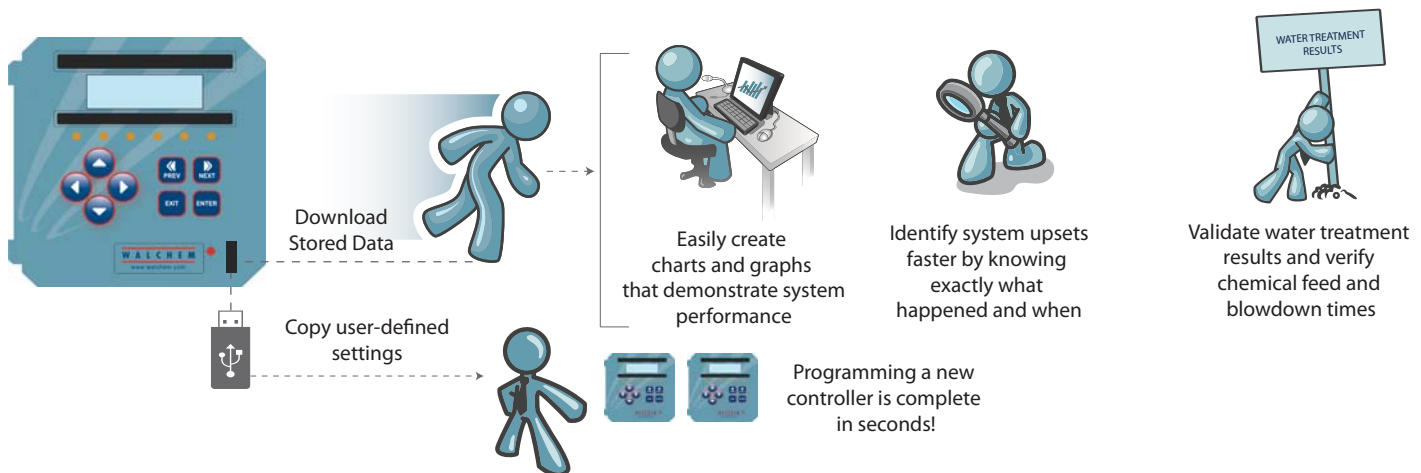
### » Automatic temperature compensation

- Conductivity measurements are temperature compensated to ensure the highest accuracy.

### » USB Flashstick Support

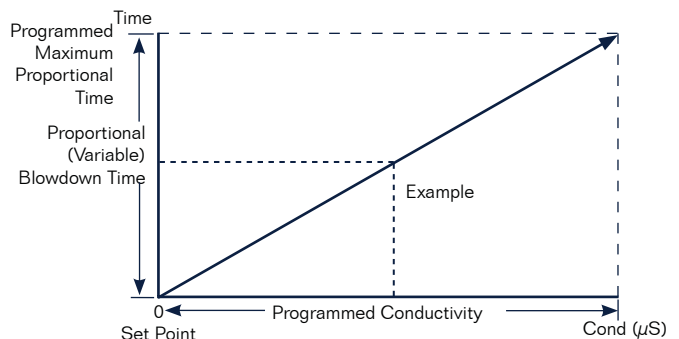
- Optional for data logs, event/relay and reset logs, and user configuration file import/export

## Optional USB Features

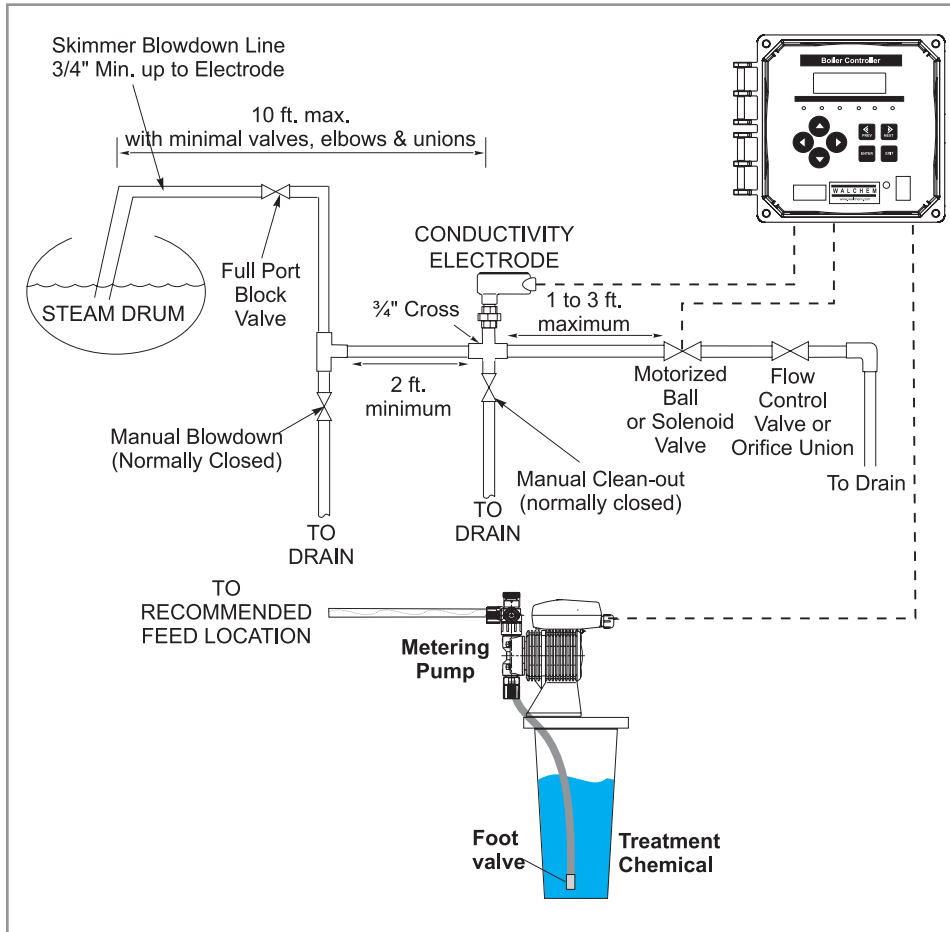


## Time Proportional Control

Walchem offers a unique time proportional control algorithm for timed (intermittent) sampling. This algorithm allows the controller to measure the conductivity of the boiler water sample with the control valve closed (which eliminates flashing problems). After getting an accurate reading of the conductivity, the controller performs a timed blowdown that will vary in its duration, extending the blowdown time as the conductivity moves further from the set point.



## Typical Installation for Intermittent Sampling



## Inputs

### Power

100-240 VAC, 50/60 Hz, 8A  
Fuse: 1.0 ampere, 5 x 20 mm

### Signals

Cond Electrode: 1.0 cell factor, 10K thermistor  
Flow Meter (optional): Isolated, dry contact closure required (i.e. relay, reed switch)  
Flow Switch (optional): Isolated, dry contact closure required (i.e. reed switch)

## Outputs

### Mechanical Relays

Five powered relays  
6 A (resistive), 1/8 HP  
All relays are fused together as one group, total current for this group must not exceed 6A

### 4 - 20 mA (optional)

Internally powered  
Fully isolated  
600 Ohm max resistive load  
Resolution .001% of span  
Accuracy  $\pm 1\%$  of reading

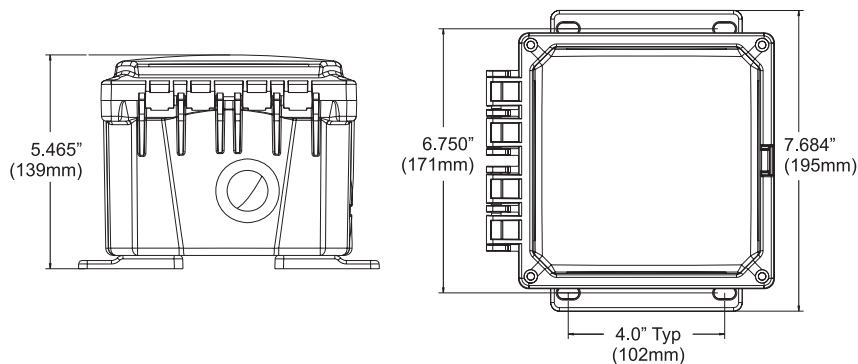
## Measurement Performance

<b>Conductivity Range</b>	0-10,000 $\mu\text{S}/\text{cm}$
<b>Resolution</b>	1 $\mu\text{S}$
<b>Accuracy</b>	10-10,000 $\mu\text{S}/\text{cm}$ $\pm 1\%$ of reading
	0-10 $\mu\text{S}/\text{cm}$ $\pm 20\%$ of reading
<b>Temperature Range</b>	32 to 392°F (0 to 200°C)
<b>Resolution</b>	0.1°C
<b>Accuracy</b>	$\pm 1\%$ of reading

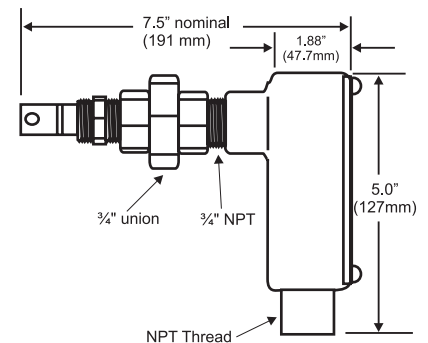
## Mechanical

<b>Enclosure</b>	Polycarbonate
<b>NEMA Rating</b>	NEMA 4X (IP65)
<b>Display</b>	2 x 16 character backlit liquid crystal
<b>Ambient Temperature</b>	32 to 122°F (0 to 50°C)
<b>Storage Temperature</b>	-20 to +180°F (-29 to +80°C)
<b>Shipping weight</b>	7 lbs (3 kg) (approximately)
<b>Electrode Mounting</b>	3/4" NPTM
<b>Electrode Rating</b>	250 psi @ 392°F (17.2 bars at 200°C)
<b>Electrode Material</b>	316 SS and PEEK

## Controller Dimensions



## Sensor Dimensions



## ORDER INFORMATION

WDB400 —      
 WDC400 voltage output sensor USB

### VOLTAGE

1 = 120 VAC, prewired  
 5 = 100-240 VAC, conduit

### OUTPUT

N = No data output  
 4 = Isolated 4-20 mA output  
 2 = Two isolated 4-20 mA outputs

### SENSOR

N = No electrodes  
 5 = Standard electrodes (up to 250 psi)

### USB FEATURES

N = Software upgrade capability only  
 U = Integrated datalogging, event/reset logging, and configuration file import/export

## AGENCY CERTIFICATIONS

UL	ANSI/UL 61010-1:2004, 2nd Edition*
CAN/CSA	C22,2 No.61010-1:2004 2nd Edition*
CE Safety	EN 61010-1 2nd Edition(2001)*
CE EMC	EN 61326 :1998 Annex A*

Note: For EN61000-4-6,-3 the controller met performance criteria B.

\*Class A equipment: Equipment suitable for use in establishments other than domestic, and those directly connected to a low voltage (100-240 VAC) power supply network which supplies buildings used for domestic purposes.



### WebmasterONE®

WebMasterONE is the most powerful online cooling tower/boiler controllers in the water treatment industry. WebMasterONE couples a multi-I/O platform with Walchem's analytical sensors and extensive communications technologies. The result is the ability to remotely monitor and control your process from any computer, anywhere in the world, with just a standard web browser.



### Metering Pumps

Walchem and Iwaki combined their talents to design the most innovative and comprehensive metering pump product line in the world. With over 50 years of combined pump experience, in an array of different markets, the Iwaki-Walchem partnership leverages our strengths to exceed even our toughest customer expectations. Committed to new product development, our pumps are innovative and revolutionary.



### WIND WebMaster Industrial Water Controllers

Walchem's WebMaster® Industrial (WIND) Controller sets a new standard for Industrial Water Treatment Controllers. WIND has a flexible multi-I/O platform, a wide range of analytical sensor measurement capabilities, and an extensive assortment of integrated communications and data handling features.



### WebAlert Remote Monitor

Walchem's WebAlert is the first stand alone remote monitoring device that can web enable your installed equipment without having to replace or upgrade it.

## ABOUT US

Walchem integrates its advanced sensing, instrumentation, fluid pumping and communications technologies to deliver reliable and innovative solutions to the global water treatment market

Our in-house engineering is driven by quality, technology and innovation. For more information on the entire Walchem product line, visit: [www.walchem.com](http://www.walchem.com)



An Iwaki America Company

Walchem, An Iwaki America Incorporated Company  
 Five Boynton Road Hopping Brook Park  
 Holliston, MA 01746 USA  
 Phone: 508-429-1110  
 Fax: 508-429-7433  
[www.walchem.com](http://www.walchem.com)